

**MINISTRY OF EDUCATION AND SCIENCE OF UKRAINE
ODESA NATIONAL MEDICAL UNIVERSITY**

Department of INTERNAL MEDICINE No.2



**WORK PROGRAM FOR THE ELECTIVE DISCIPLINE
«CLINICAL IMMUNOLOGY AND ALLERGOLOGY IN DENTISTRY»**

Level of higher education: second (master's)

Field of knowledge: 22 "Health care"

Specialty: 221 "Dentistry"

Educational and professional program: Dentistry


The work program is based on the educational and professional program "Dentistry" for the training of specialists of the second (master's) level of higher education in the specialty 221 "Dentistry" of the field of knowledge 22 "Health Care", approved by the Academic Council of ONMedU (Minutes No. 10 of June 27, 2024).

Developed by:


- Goncharuk S.F. - Doctor of Medicine, Professor of the Department of Internal Medicine No. 2;
- Osintseva V.I. - Assistant of Professor of the Department of Internal Medicine No. 2;

Work program approved at the meeting of the Department of Internal Medicine No. 2
Minutes №1 dated August 27, 2024.

V.i. Head of the Department



_____ Olena KHYZHNYAK

Agreed with the guarantor of the EPP


_____ Anatolii GULYUK

Approved by the Subject-Cycle Methodological Commission for Therapeutic Disciplines of
ONMedU

Minutes № 1 dated August 30, 2024.

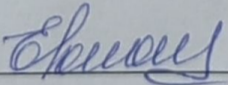
Chairman of the Subject-Cycle Methodological Commission for Therapeutic Disciplines,
Doctor of Medicine, Professor  Olena VOLOSHYNA

Revised and approved at the meeting of the Department

Internal Medicine #2
with postgraduate training

Minutes № 1 dated "02" September 2024 p.

Head of the Department


_____ Olena Voloshyna

Revised and approved at the meeting of the Department _____

Minutes № ____ dated "____" _____ 20__ p.

Head of the Department _____

1. Description of the course

Name of indicators	Field of knowledge, specialty, specialization, level of higher education	Characteristic academic discipline
General number:	Branch of knowledge: 22 "Health care"	<i>Full time form study</i> <i>Elective discipline</i>
Credits: 3	Specialty: 222 "Dentistry"	<i>Study year: 5</i>
Hours: 90		<i>Semesters IX - X</i>
Content sections: 2	Level of higher education: second (master's)	<i>Lectures (0 h.)</i>
		<i>Seminars (0 h.)</i>
		<i>Practical's (30 h.)</i>
		<i>Laboratory (0 h.)</i>
		<i>Independent Work (60 h.)</i>
		<i>Form of final control – credit</i>

2. The aim and objectives of the discipline, competencies, program learning outcomes.

The purpose of the elective discipline (ED) is to train specialists and to form in future dentists understanding of the functioning mechanisms of the immune system and the formation of immunopathological conditions; as well as familiarization with methods of clinical and laboratory diagnostics, prevention of immune disorders.

The main tasks of the ED are the acquisition of knowledge by students regarding:

- modern ideas about clinical immunology and allergology as a discipline in general;
- understanding of the significance of immunopathological changes in the development of dental diseases;
- dynamics of general regularities of immunological parameters at different stages of the human's immune response in normal and pathological conditions;
- clinical symptoms of various allergic diseases, principles of their diagnosis and treatment.

The main objectives of the ED are to acquire knowledge about:

- modern ideas about clinical immunology and allergology as a discipline in general;
- understanding of the significance of immunopathological changes in the development of dental diseases;
- dynamics of general regularities of immunological parameters at different stages of the human immune response in normal and pathological conditions;
- clinical symptoms of various allergic diseases, principles of their diagnosis and treatment.

Program competencies.

Integral competence. The ability to solve typical and complex problems in the field of clinical immunology and allergology in dentistry. Ability to continue learning with a high degree of autonomy.

General competencies (GC).

GC 1. Ability to abstract thinking, analysis and synthesis.

GC 3. Ability to apply knowledge in practical situations.

GC 5. Ability to adapt and act in a new situation.

GC 6. Ability to make an informed decision.

GC 7. Ability to work in a team.

GC 8. Ability to interpersonal interaction.

GC 10. Ability to use information and communication technologies.

GC 11. Ability to search, process and analyze information from various sources.

Special (professional, subject) competencies (SC):

SC 1. The ability to collect medical information about a patient with a suspected immunopathological condition and analyze clinical data.

SC 2. The ability to determine the necessary list of laboratory and instrumental studies and evaluate their results for patients with an immunopathological condition and with the development of anaphylaxis.

SC 4. The ability to plan and carry out measures for the prevention of diseases of the organs and tissues of the oral cavity and maxillofacial region.

SC 7. Ability to diagnose emergency conditions in immunology and allergology.

SC 8. Ability to perform medical and dental manipulations in patients with immunopathology.

SC 9. The ability to treat the main diseases of the organs and tissues of the oral cavity and maxillofacial area.

SC 11. Ability to determine tactics, methods and provision of emergency medical assistance.

SC 12. Ability to organize and carry out a screening examination in dentistry for immunopathologies.

Program learning outcomes (PLO):

Higher education applicant **should know:**

The basics of fundamental, clinical biochemical sciences at a level sufficient for solving professional tasks in the field of health care, in particular, clinical immunology and allergology.

Higher education applicant **should be able to:**

PLO 1. Identify leading clinical symptoms and syndromes (according to list 1); according to standard methods, using the previous data of the patient's history, the data of the patient's examination, knowledge about the person, his organs and systems, establish a probable nosological

or syndromic preliminary clinical diagnosis of a dental disease (according to list 2).

PLO 2. Collect information about the patient's general condition, evaluate the patient's psychomotor and physical development, the condition of the maxillofacial organs, based on the results of laboratory and instrumental studies, evaluate information about the diagnosis (according to list 5).

PLO 3. Assign and analyze additional (mandatory and optional) examination methods (laboratory, X-ray, functional and/or instrumental) according to list 5, of patients with diseases of organs and tissues of the oral cavity and maxillofacial region for differential diagnosis of diseases (according to the list 2).

PLO 5. Establish a diagnosis of emergency conditions under any circumstances (at home, on the street, in a medical institution), in conditions of emergency, martial law, lack of information and limited time (according to list 4).

PLO 7. Analyze the epidemiological situation and carry out mass and individual, general and local drug and non-drug prevention measures for dental diseases.

PLO 10. Determine the tactics of managing a dental patient with immunopathology (according to list 3) by making a reasoned decision according to existing algorithms and standard schemes.

PLO 23. Perform emergency medical care manipulations using standard schemes under any circumstances based on the diagnosis of an emergency (according to list 4) in limited time (according to lists 6, 7).

3. Content of the discipline.

The ED program consists of 2 content modules (CM):

CM 1. The structure of the immune system and the principles of the functioning of the immune system.

CM 2. Allergic diseases.

The following topics will be considered and discussed in the form of practical lessons:

TOPIC 1. Structure of the immune system and principles of functioning.

Definition and types of immunity. Central and peripheral organs of the immune system. Factors of innate immunity: cellular (monocyte-macrophage system, killer and granulocyte cells), humoral (complement system, cytokines, etc.). Antigens and their characteristics. Specific immunity, its features, stages of formation and cooperation of immunocompetent cells that participate in the formation of the immune response. Populations (T- and B-lymphocytes) and subpopulations (T-helper types 1, 2 and 17, T-regulatory, T-CTL) of lymphocytes, stages of their maturation and differentiation, their function. The main complex of histocompatibility: structure, properties, function. Thymus and aging. Immunoregulatory processes in old age. Immunopathology in the elderly. Immunoglobulins, structure, functions. Thymus-dependent and thymus-independent

mechanisms of antibody synthesis. Structure and properties of circulating immune complexes. The main complex of histocompatibility: structure, properties, function. Regulation of immunity. Humoral innate factors of protection.

TOPIC 2. Local immunity of mucous membranes Assessment of immune status.

Immunoglobulins, structure, functions. Thymus-dependent and thymus-independent mechanisms of antibody synthesis. Structure and properties of circulating immune complexes. The main complex of histocompatibility: structure, properties, function. Regulation of immunity. Humoral innate factors of protection. Mucosal immunity. Interaction between mucosal (local) and systemic immunity. Structural and functional organization of lymphoid tissue associated with mucous membranes. Differentiation of intraepithelial lymphocytes. Inductive and effector zones of secretory (local) immunity. Local immunity of the oral cavity. The composition of saliva: lysozyme, lactoferrin, lactoperoxidase, components of the complement system, immunoglobulins. Antigenic spectrum of the normal mucous membrane of the oral cavity.

Features of immunological anamnesis. Clinical methods of evaluating the immune system. Instrumental methods of assessing the immune system. Laboratory methods of evaluation of the immune system. Assessment of cellular immunity. Comprehensive assessment of local immunity.

A comprehensive approach to assessing a person's immune status. Immunogram, interpretation of results. Possibilities and limitations of immunological methods in the clinic. Peculiarities of making an immunological diagnosis.

Comprehensive assessment of local immunity. Mechanisms of immune protection in bacterial and viral infections. Immune response in acute inflammatory process. Dynamics of indicators of leukogram, proteinogram and immunogram in acute, recurrent and chronic inflammation.

TOPIC 3. Diseases of the immune system. Immunology of non-specific and specific inflammatory processes of SCD and prevention of their complications.

Congenital immunodeficiency diseases: definition, classification, mechanisms of development. Clinical signs, immunodiagnostics, doctor's tactics, approaches to treatment: combined, T- and B-dependent immunodeficiencies caused by a violation of the phagocytic link of immunity and a deficiency of complement proteins.

Acquired immunodeficiency diseases: definition, causes, mechanisms of development, classification, diagnosis. The role of acquired immunodeficiency diseases in the pathogenesis of various diseases. Early detection of secondary immunological deficiency in the body. Basic approaches to treatment and prevention, taking into account clinical manifestations and features of the course.

Clinical and immunological response in acute and chronic inflammatory process. Formation mechanisms and features of the immune response in specific bacterial (tuberculosis) and viral (AIDS, herpes) fungal (actinomycosis) infections. Mechanisms of avoiding pathogens from the

action of immune protection factors. Ways of inhibition of the immune system by infectious pathogens.

Formation mechanisms and features of the immune response in specific bacterial (tuberculosis) and viral (AIDS, herpes) fungal (actinomycosis) infections in dentistry. Mechanisms of avoiding pathogens from the action of immune protection factors. Ways of inhibition of the immune system by infectious pathogens.

TOPIC 4. Allergic (atopic) diseases.

The role of genetic factors and the environment in the immunopathogenesis of allergies. Modern ideas about allergy and atopy. Atopy as a systemic disease.

Types and main stages of immunological reactions. Allergological examination methods (allergological history, physical examinations, skin tests) Modern aspects of allergological diagnostics. Screening methods in allergy assessment. Elimination and provocative tests in allergology. Molecular allergology.

Principles of treatment of allergic diseases. Allergen-specific immunotherapy, indications and contraindications. Features of the immunopathogenesis of bronchial asthma, pollinosis, allergic rhinitis, urticaria, etc. Drug allergy: causes, immunopathogenesis, clinic, allergy diagnosis and prevention.

Topic 5. Allergic (non-atopic) diseases.

Classification of hypersensitivity reactions according to Jell and Coombs. The main mechanisms of the occurrence and development of immunopathological conditions, their role in the development of various diseases. Mechanisms of development of anaphylactic reactions. Mechanisms of development of humoral cytotoxic reactions. Mechanisms of reaction development of immune complex formation. Mechanisms of development of pathological immune reactions mediated by T-sensitized lymphocytes. Mechanisms of autosensitization caused by antibodies.

4. Structure of the discipline

Topic	Hours					
	Total	Lectures	Seminars	Practical	Laboratory	IW
CM 1. The structure of the immune system and the principles of the functioning of the immune system.						
Topic 1. Structure of the immune system and principles of functioning	26	-	-	6	-	20
Topic 2. Local immunity of mucous membranes Assessment of immune status.	26	-	-	6	-	20
Topic 3. Diseases of the immune	26	-	-	6	-	20

system. Immunology of non-specific and specific inflammatory processes of SCD and prevention of their complications						
CM 2. Allergic diseases.						
Topic 4. Allergic (atopic) disease	6	-	-	6	-	-
Topic 5. Allergic (non-atopic)	4	-	-	4	-	-
Final lesson. Credit.	2	-	-	2	-	-
Total	90			30		60

5. Topics of lectures / seminars / practical / laboratory classes

5.1. Topics of lectures

Lectures are not provided.

5.2. Topics of the seminars

Seminars are not provided

5.3. Topic of practical classes:

№	Topic	Hours
1	Topic 1. Practical lesson 1/1. Structure of the immune system and principles of functioning	2
2	Topic 1. Practical lesson 1/1. Structure of the immune system and principles of functioning	2
3	Topic 1. Practical lesson 1/1. Structure of the immune system and principles of functioning	2
4	Topic 2. Practical lesson 2/1. Local immunity of mucous membranes. Assessment of immune status	2
5	Topic 2. Practical lesson 2/1. Local immunity of mucous membranes. Assessment of immune status	2
6	Topic 2. Practical lesson 2/1. Local immunity of mucous membranes. Assessment of immune status	2
7	Topic 3. Practical class 3/1. Diseases of the immune system. Immunology of non-specific and specific inflammatory processes of SCD and prevention of their complications.	2
8	Topic 3. Practical class 3/1. Diseases of the immune system. Immunology of non-specific and specific inflammatory processes of SCD and prevention of their complications.	2
9	Topic 3. Practical class 3/1. Diseases of the immune system. Immunology of non-specific and specific inflammatory processes of SCD and prevention of their complications.	2
10	Topic 4. Practical class 4/1. Allergic (atopic) diseases.	2
11	Topic 4. Practical class 4/1. Allergic (atopic) diseases.	2
12	Topic 4. Practical class 4/1. Allergic (atopic) diseases.	2
13	Topic 5. Practical class 5/1. Allergic (non-atopic) diseases.	2

14	Topic 5. Practical class 5/1. Allergic (non-atopic) diseases.	2
15	Final lesson. Credit.	2
Total		30

5.4. Topics of laboratory classes:

Laboratory classes are not provided.

6. Independent work of a higher education applicant

№	Topic title / types of tasks	Hours
1.	<p>TOPIC 1. Structure of the immune system and principles of functioning. Definition and types of immunity. Central and peripheral organs of the immune system. Factors of innate immunity: cellular (monocyte-macrophage system, killer and granulocyte cells), humoral (complement system, cytokines, etc.). Antigens and their characteristics. Specific immunity, its features, stages of formation and cooperation of immunocompetent cells that participate in the formation of the immune response. Populations (T- and B-lymphocytes) and subpopulations (T-helper types 1, 2 and 17, T-regulatory, T-CTL) of lymphocytes, stages of their maturation and differentiation, their function. The main complex of histocompatibility: structure, properties, function. Thymus and aging. Immunoregulatory processes in old age. Immunopathology in the elderly. Immunoglobulins, structure, functions. Thymus-dependent and thymus-independent mechanisms of antibody synthesis. Structure and properties of circulating immune complexes. The main complex of histocompatibility: structure, properties, function. Regulation of immunity. Humoral innate factors of protection.</p>	20
2.	<p>TOPIC 2. Local immunity of mucous membranes Assessment of immune status. Immunoglobulins, structure, functions. Thymus-dependent and thymus-independent mechanisms of antibody synthesis. Structure and properties of circulating immune complexes. The main complex of histocompatibility: structure, properties, function. Regulation of immunity. Humoral innate factors of protection. Mucosal immunity. Interaction between mucosal (local) and systemic immunity. Structural and functional organization of lymphoid tissue associated with mucous membranes. Differentiation of intraepithelial lymphocytes. Inductive and effector zones of secretory (local) immunity. Local immunity of the oral cavity. The composition of saliva: lysozyme, lactoferrin, lactoperoxidase, components of the complement system, immunoglobulins. Antigenic spectrum of the normal mucous membrane of the oral cavity. Features of immunological anamnesis. Clinical methods of evaluating the immune system. Instrumental methods of assessing the immune system. Laboratory methods of evaluation of the immune system. Assessment of cellular immunity. Comprehensive assessment of local immunity. A comprehensive approach to assessing a person's immune status. Immunogram, interpretation of results. Possibilities and limitations of immunological methods in the clinic. Peculiarities of making an immunological diagnosis. Comprehensive assessment of local immunity. Mechanisms of immune protection in bacterial and viral infections. Immune response in acute inflammatory process. Dynamics of indicators of leukogram, proteinogram and immunogram in acute, recurrent and chronic inflammation.</p>	20
3	<p>TOPIC 3. Diseases of the immune system. Immunology of non-specific and specific inflammatory processes of SCD and prevention of their complications.</p>	20

<p>Congenital immunodeficiency diseases: definition, classification, mechanisms of development. Clinical signs, immunodiagnostics, doctor's tactics, approaches to treatment: combined, T- and B-dependent immunodeficiencies caused by a violation of the phagocytic link of immunity and a deficiency of complement proteins.</p> <p>Acquired immunodeficiency diseases: definition, causes, mechanisms of development, classification, diagnosis. The role of acquired immunodeficiency diseases in the pathogenesis of various diseases. Early detection of secondary immunological deficiency in the body. Basic approaches to treatment and prevention, taking into account clinical manifestations and features of the course. Clinical and immunological response in acute and chronic inflammatory process. Formation mechanisms and features of the immune response in specific bacterial (tuberculosis) and viral (AIDS, herpes) fungal (actinomycosis) infections. Mechanisms of avoiding pathogens from the action of immune protection factors. Ways of inhibition of the immune system by infectious pathogens.</p> <p>Formation mechanisms and features of the immune response in specific bacterial (tuberculosis) and viral (AIDS, herpes) fungal (actinomycosis) infections in dentistry. Mechanisms of avoiding pathogens from the action of immune protection factors. Ways of inhibition of the immune system by infectious pathogens.</p>	
Total	60

7. Training methods

Practical classes: explanation, conversation, discussion, discussion of problematic situations, solving clinical situational problems, training exercises on differential diagnosis of immunopathological and allergic conditions.

Independent work: work with recommended basic and additional literature, with electronic information resources, independent mastery of communication skills with the patient and his relatives (guardians), work with the bank of laboratory and instrumental research results.

8. Forms of control and assessment methods (including criteria for assessing learning outcomes)

Current control: oral questioning, assessment of communication skills, solving situational clinical problems, assessment of activity in the classroom.

Final control: credit for assessing the completeness of the discipline programme with an additional oral examination.

Assessment of current learning activities in a practical class:

1. Assessment of theoretical knowledge on the topic of the lesson:

methods: survey, evaluation of activity in the classroom

maximum grade - 5, minimum grade - 3, unsatisfactory grade - 2.

2. Assessment of work with the patient on the subject of the lesson:

- methods: assessment of: a) communication skills of communicating with the patient and his parents, b) the correctness of prescribing and evaluating laboratory and instrumental studies, c) compliance with the differential diagnosis algorithm, d) substantiation of the clinical diagnosis, e) drawing up a treatment plan

- maximum score – 5, minimum score – 3, unsatisfactory score – 2;

Current assessment criteria for the practical session:

«5»	The student has a fluent command of the material, takes an active part in discussing and solving a situational clinical problem, confidently demonstrates practical skills during the examination of a sick child and the interpretation of clinical, laboratory and instrumental research data, expresses his opinion on the topic of the lesson, demonstrates clinical thinking.
«4»	The student has a good command of the material, participates in the discussion and solution of a situational clinical problem, demonstrates practical skills during the examination of a sick child and the interpretation of clinical, laboratory and instrumental research data with some errors, expresses his opinion on the topic of the lesson, demonstrates clinical thinking.
«3»	The student does not have sufficient knowledge of the material, is unsure of participating in the discussion and solution of a situational clinical problem, demonstrates practical skills during the examination of a sick child and the interpretation of clinical, laboratory and instrumental research data with significant errors.
«2»	The student does not master the material, does not take part in the discussion and solution of the situational clinical problem, does not demonstrate practical skills during the examination of a sick child and the interpretation of clinical, laboratory and instrumental research data.

Credit is assigned to an applicant who has completed all the tasks of the work programme of the discipline, actively participated in practical classes and has a current average grade of at least 3.0 and has no academic debt.

The test is taken at the last class of the discipline. The grade for the test is the arithmetic mean of all components on a traditional four-point scale and has a value that is rounded by the statistical method with two decimal places.

9. Distribution of points received by applicants for higher education

The obtained grade point average for the discipline for students who have successfully completed the work program of the discipline is converted from the traditional four-point scale to points on a 200-point scale, as shown in the table:

Conversion of traditional assessment to multi-point scale

National scale	Point for discipline
«5»	185 – 200
«4»	151 – 184
«3»	120 – 150
«2»	< 120

A multi-point scale (200-point scale) characterizes the actual performance of each student in mastering the educational component. The conversion of the traditional grade (grade point average for a discipline) into a 200-point scale is performed by the University's Information Technology Department.

According to the points obtained on a 200-point scale, the achievements of applicants are evaluated according to the ECTS rating scale. Further ranking on the ECTS rating scale allows to evaluate the achievements of applicants in the educational component who study in one course of one specialty, according to the points they received.

The ECTS scale is a relative and comparative rating system that establishes the applicant's

belonging to the group of the best or worst among the reference group of fellow students (faculty, specialty). Grade A on the ECTS scale cannot be equal to grade A, and grade B cannot be equal to grade B, etc. When converting from a multi-point scale, the limits of grades "A", "B", "C", "D", "E" on the ECTS scale do not coincide with the limits of grades "5", "4", "3" on the traditional scale. Applicants who have received grades "FX" and "F" ("2") are not included in the list of ranked applicants. The grade "FX" is assigned to applicants who have scored the minimum number of points for current academic activities, but who have not been credited with the final control. The grade "F" is assigned to applicants who have attended all classes in the discipline, but have not gained an average score (3.00) for current academic activities and are not allowed to take the final control.

Applicants enrolled in the same course (one specialty), based on the number of points gained in the discipline, are ranked on the ECTS scale as follows:

Conversion of traditional grade in the discipline and the sum of points to the ECTS scale

ECTS scale	Statistical indicator
"A"	The best 10% of students
"B"	The next 25% of students
"C"	The next 30% of students
«D»	The next 25% of students
"E"	The last 10% of students

10. Methodological support

Work programme of an elective discipline.

Syllabus of the elective discipline

Methodical instructions for practical lessons, which are posted on the department's website

Methodological recommendations for independent work of higher education students.

Multimedia presentations of practical lessons.

11. Questions for preparing for the final control

1. Basic biological tasks and functions of the body's immune system.
2. Classification of organs of the immune system. Apoptosis (concept and role in the functioning of the body).
3. Differences between specific and non-specific immune response.
4. The main factors of non-specific immune response.
5. The main factors of the specific (adaptive) immune response.
6. Antigen presentation: role in the formation of the immune response. Antigen presenting cells.
7. Phagocytosis: role in implementation of non-specific and specific immune response. Phagocytizing cells.
8. Humoral factors of non-specific immune protection of the body.
9. Killer cells: main types, their functions and features.
10. Granulocytes: functions and role in the immune response. Diagnostic significance in various pathological conditions.
11. Agranulocytes: functions and role in the immune response. Diagnostic significance in various pathological conditions.
12. Complement system. Biological consequences of complement system activation. Ways of activation.
13. B-lymphocytes: markers and functions. Diagnostic significance in various pathological conditions.
14. T-lymphocytes: types and main markers. Diagnostic significance in various pathological conditions.
15. T-helpers of types I and II: differences in mechanisms of action.

16. Immunoglobulins: structure, function, classes. Diagnostic significance of Ig M and IgG in various pathological conditions
17. Immunoglobulins: structure, function, classes. Diagnostic significance of Ig E and Ig A in various pathological conditions
18. Cellular and humoral immune response of adaptive immunity: features and differences.
19. Cytokines: main classes and their functions.
20. The main human histocompatibility complex. Classes of antigens and their role in the formation of the immune response.
21. The main human histocompatibility complex. Concept. Location Mechanisms of imitation.
22. Factors of antibacterial immune protection of the body. Cellular and humoral immune response.
23. Antiviral immune response.
24. Mechanisms of body protection against multicellular parasites.
25. Classification of immunodeficiency states. Diagnostic criteria.
26. Classification of immunodeficiency states. Primary immunodeficiency states with disorders in the humoral (B-cell) and T-cell chain: main syndromes, features of the clinical course, diagnosis, principles of therapy.
27. Classification of immunodeficiency states. Primary immunodeficiency states with phagocyte function deficiency, complement system insufficiency and combined primary immunodeficiency states: main syndromes, features of the clinical course, diagnosis, principles of therapy.
28. Secondary immunodeficiency states: causes, classification, features of the clinical course, diagnosis, principles of therapy.
29. The mechanism of cell-induced cytotoxicity (the mechanism of action of killer cells).
30. The role and mechanisms of participation in antitumor protection of the body of T-killers, T-helpers of type I, natural killers, LAK cells, specific antibodies.
31. Factors immunoresistance of tumors and tumor cells. Antigens of tumor cells. Oncomarkers.
32. Principles of tumor immunotherapy: main groups of drugs. Immunoprophylaxis of tumors.
33. Concept of immune hypersensitivity. Classification according to Gel and Coombs.
34. Concept of immune hypersensitivity. Modern classification of hypersensitivity reactions.
35. Mechanisms of development of anaphylactic reactions. Diseases caused by anaphylactic reactions.
36. Mechanisms of development of cytotoxic reactions. Diseases caused by cytotoxic reactions.
37. Mechanisms of development of immune complex reactions. Diseases caused by immune complex reactions.
38. Mechanisms of development of cell-mediated reactions. Diseases caused by cell-mediated reactions.
39. Mechanisms of the development of reactions of the stimulating type. Diseases caused by reactions of the stimulating type.
40. Causes of the formation of allergic pathology. Stages of pathogenesis of allergic reactions.
41. Classification of allergens.
42. Pseudoallergy: concepts and causes.
43. Allergological history (components). Clinical manifestations of allergic diseases. Provocation tests with allergens.
44. Laboratory methods of diagnosing allergic diseases.
45. Skin allergy tests: types; conducting method; interpretation of results.
46. Drugs for antiallergic therapy: drug groups and main representatives.
47. Antihistamines. The difference between antihistamine drugs of the first generation and the second.
48. Drugs for course therapy of atopic diseases and emergency care.

List of practical skills

1. Assessment of the state of the immune status of the body based on leukogram and immunogram data.

2. Clinical criteria characterizing the presence of primary and secondary immunodeficiency states.
3. Algorithm of treatment measures for anaphylactic shock.
4. Assign emergency care to a patient with acute allergic urticaria and Quincke's edema.

12. Recommended literature.

Basic

Main:

1. Educational and methodological manual "Clinical immunology": from the discipline "Clinical immunology and allergology" for students of the 5th year of the medical faculty, specialty "Dentistry", / Dotsenko S.Ya., Rekalov D.G., Shekhovtseva T.G. [etc.]. – Zaporizhzhia, 2019. - 163 p.
2. Immunology in modern dentistry: method. a manual for stomatological students. fact-tu, intern dentists and stomatologists. profile. - Kharkiv, 2018. - 116 p.
3. Educational and methodological manual "Clinical immunology": from the discipline "Clinical immunology and allergology" for students of the 5th year of the medical faculty / Dotsenko S.Ya., Rekalov D.G., Shekhovtseva T.G. [etc.]. – Zaporizhzhia, 2019. - 163 p.
4. Bazhora Y.I., Honcharuk S.F. Clinical immunology and allergology. Textbook: ed. 4th, add. // Odessa: Press - courier, 2018. - 264 p.

Additional:

1. EAACI European Academy of Allergy and Clinical Immunology White Paper on Research, Innovation and Quality Care. Published by the European Academy of Allergy and Clinical Immunology 2018.
2. Global Atlas of ALLERGY. Published by the European Academy of Allergy and Clinical Immunology 2014.
3. GLOBAL ATLAS OF SKIN ALLERGY. Published by the European Academy of Allergy and Clinical Immunology 2019.
4. Basic immunology : functions and disorders of the immune system / Abul K. Abbas, Andrew H. Lichtman, Shiv Pillai ; Illustrations by David L. Baker, Alexandra Baker. -- Fifth edition. 318 p. ; cm. Includes bibliographical references and index.
5. ISBN 978-0-323-39082-8 I. Lichtman, Andrew H., author. II. Pillai, Shiv, author. III. Title. [DNLM: 1. Immunity. 2. Hypersensitivity. 3. Immune System--physiology. 4. Immunologic Deficiency Syndromes. QW 504] QR181 616.07'9--dc23.
6. 5th Edition of Clinical Immunology: Principles and Practice / Robert R. Rich. Elsevier – 2019. C. – 1323.

13. Electronic information recourses:

1. <https://elifesciences.org/subjects/immunology-inflammation>
2. <https://www.eaaci.org/>
3. <https://www.facebook.com/EAACI>
4. <http://aalu.org.ua/>
5. <https://allergy.immunologyconferences.com/events-list/asthma>
6. <https://www.immunopaedia.org.za/>
7. <https://www.worldallergy.org/meetings>

Information support:

Electronic library of ONMedU: links to the attached methodological guides of practical lessons and independent work.